



AVQA News

Antelope Valley Quilt Association

www.AVQA.org email: info@avqa.org

November 2017 Volume 41 | Issue 5

NOVEMBER PROGRAM - Quilter's College

featuring.....

Marietta Irvin – Foundation Paper Piecing

Sue Jacobsen – Binding Techniques

Ilana Joffe – Disappearing Pinwheels

Lois Johnson – Embellished Silk Flower Wall Hanging

Karen Stenback – InkTense Ink Pencils

It's time to update those quilting skills in mini classes taught by fellow guild members. Several people made a special request for these classes. Generous guild members have offered to share their expertise with you. Our quilt judge for the quilt show commended Sue Jacobsen's binding application, so Sue will teach *Applying Binding to Your Quilt*. Ilana Jaffe showed a friendship group the method of *Disappearing Pinwheels* (see pg. 9 for a picture). It looked like so much fun that she agreed to teach it as well. Karen Stenback was thrilled with a class she took at Road 2 California learning to paint quilts with *InkTense Ink Pencils* and has consented to share her knowledge with us. *Foundation Paper Piecing* is a skill that many of us (myself, especially) need reviewed frequently and Marietta Irvin volunteered to teach it. Lois Johnson's technique for *Embellished Silk Flower Wall Hangings* has won numerous awards at quilt shows. We're lucky enough to have her show us this technique.



Lois Johnson - Embellished Silk Flower Wall Hanging



Sue Jacobsen - Applying Binding



Marietta Irvin - Paper Piecing

In lieu of a workshop, Philanthropic/Open Sew will be held at Trinity Community Church, 45361 N. Trevor, Lancaster -- from 9:00 am to ~3:00pm on Saturday, November 11. The philanthropic sew will be free, and we're asking a \$10 donation if you're participating in open sew (not philanthropic) to defray the cost for the use of the facility.



Karen Stenback - InkTense Ink Pencils

Meet for camaraderie with your fellow quilters at Cali Café, formerly Camille's, at 44140 20th St. West, Lancaster. See you at 5:00 pm prior to the general meeting on Nov. 9th. We hope to see you there!

Co-Program Chairs,
Carolyn Lundie and Kathy Greene

Guild Information

Next Guild Meeting: Thurs, Nov 9, 2017
Location: Lancaster United Methodist Church
 918 West Ave J, Lancaster, CA
Time: 6:30 p.m. (doors open at 6:00 p.m.)

Next Board Meeting: Tuesday, Nov 16, 2017
Location: Bolts in the Bathtub
 723 W Lancaster Blvd, Lancaster, CA
Time: 6:30 p.m.

Membership Dues: \$30.00, or \$35.00 if newsletter is delivered by both email and USPS.

AVQA 2017-2018 Executive Board Members

President	Cheryl Nieman
1 st VPs	Carolyn Lundie & Kathy Greene
2 nd VP	Sherry DeLano
Secretary	Coral Brown
Treasurer	Peggy Vachon
Parliamentarian	Donna Roberts

AVQA 2017-2018 Committee Chairs

Challenge	VACANT
Door Prizes	VACANT
Fat 1/4 Drawing	Nani Johnson
Friendship Circles	Nette Louton & Pat Crook
Historian	VACANT
Holiday Party	Betty Putzka & Sue Jacobsen
Hospitality	Donna Roberts & Francis Harig
Librarian	Corine Cudney
Membership	Pat Crook/Sue Jacobsen
Newsletter	Michele Cameron
Opp Quilt Design	VACANT
Opp Quilt Promo	VACANT
Philanthropic	Michele Cameron & Coral Brown
Publicity	Jamie Harrington
Retreats	Sylvia Darroch & Pat Stauning
Scholarship	VACANT
SCCQG Rep	Vicki Brown
Square	Kathy Greene
Sunshine	Debbie Cowles
Travel	Sylvia Darroch
Veterans Quilts	VACANT
Web Site	Carol Macke

Advertisers! Place an ad in our newsletter and watch your business grow! The AVQA News is delivered to members, guilds, and shops throughout the entire Southern CA area during the first week of the month! Contact Michele Cameron at quiltsnob@hotmail.com.

Advertising Fees for the AVQA News:

Full Page Ad: \$40.00 per month
 Half Page Ad: \$20.00 per month
 Quarter Page Ad: \$10.00 per month (or 6 mos for \$50)
 Business Card Size ad: \$7.50 / month (or 6 mos for \$30)

I Heart Quilts Machine Quilting Service



Lisa Shaff
(661) 902-9231



5 – Belinda Aquirre
 15 – Dixie Noel
 19 – Sharon Wilner
 22 – Barbara Morris
 29 – Nani Johnson

*If we've missed your birthday, please let the Membership Chair know, and have a great birthday!!!

www.avqa.org

President's Message for November 2017

Hello Fellow Quilters,

Last month we learned from Heidi how to quilt modern quilts. Those lucky quilters who went to the workshop learned how to quilt feathers. I saw some of the practice and they look really good. She is an excellent teacher and very entertaining. This month we will enjoy quilter's college. I hope to learn new and exciting things.

The guild can still use your help. We have positions on the board that need filling. If you can spare some time to help the guild out, let me know.

I also need your help with one more thing. I need the meeting to run smoother and be shorter, especially when we have a speaker. If you want to get up and speak at the meeting, you need to let Coral Brown know ahead of time. She is our secretary, and she will make the agenda for the meeting. If you are not on the agenda, you will not be able to speak. I am also asking if you are on the agenda and you speak, please keep it short. After all, we come to hear the speaker, so let us take care of business so we can get to the speaker faster. I appreciate your attention to this matter. The last favor I am going to ask and this is a big one when we are up there running the meeting can we keep the talking to a minimum. Free fat quarter to the first person who lets me know you saw this. It is distracting to those who want to listen. Some of you speak rather loudly and after all I am miked. The room is rather dead as far as acoustics go. So please be polite during the meeting. You can visit during the break.

Please be sure to make our new members feel welcome. Our wonderful membership co-chairs, Pat and Sue, are doing a great job. If you are interested in joining a friendship group, please speak to Pat Crook.

One more thing: we have a beautiful opportunity quilt donated by the very talented Peggy Vachon. I need a person or a group to be responsible for taking the quilt around to promote it. We need to start selling tickets now. The quilt is not only a fundraiser, but it helps promote our group. Please, if you are interested, speak to me.

We need to fill board positions next year. If you plan to run, let Donna Roberts know. Our by-laws state that officers have two-year term limits. This is my second year, so someone else needs to take over. Thank you for your support and help.

Yours in quilting, Cheryl Nieman

UPCOMING PROGRAMS

- November 9 Quilter's College
- November 11 Philanthropic/Open Sew
- December 14 Holiday Party
- January 11 Mary Tabor – Working Quilts & Art
- January 13 Workshop – Water Color Strip Quilt
- February 11 Erica Plank – Show and Tell
- February 13 Cathedral Window Block



Christmas/Holiday Party



We will be having a Christmas/Holiday party on December 14th at 6:00 p.m. at Lancaster United Methodist Church. Our meal will be catered by Ray and Duke's BBQ. Ray is a previous owner of a restaurant in Ridgecrest. I've had his BBQ on several occasions, and it's good!!! Cost of the meal is \$25. I took paid reservations at the October meeting and will take them again at the November meeting. That will be your last chance to join in since I need to tell Ray how many meals to plan.

I asked if you would share a favorite cookie with fellow quilters...I hope you will. Just bring some to share. If everyone brings some, we will have more than enough to share. Please join in the fun to see what varieties we get.

I was asked if we could do a gift exchange. What do you think? \$10 or less gift to trade? Want to make it a quilting gift? Maybe we can get some input at the November meeting. Hope you decide to join the party.

Thanks, Betty Putzka
Holiday Party Chair

Treasurer's Report - October 2017

Beginning Balance		\$16,040.33
Expenses		
3-Oct	4406 Michele Cameron – Postage	\$126.07
	4407 Michele Cameron – Philanthropic Batting	\$228.91
	4408 Michele Cameron – Philanthropic Backing	\$24.68
	4409 Bohn's Printing – Membership Rosters	\$71.78
	4410 Budget Self Storage Balance Owed	\$10.00
12-Oct	4412 Trinity Community Church	\$50.00
	4413 Heidi Stagno – Speakers & Workshop	\$1,072.72
	4414 LUMC Rental of Meeting Hall	\$120.00
	4415 Vicki Brown – Travel SCCQG	\$20.00
18-Oct	4411 Budget Self Storage 3 Months	\$565.50
20-Oct	4416 Holiday Inn – Bakersfield Retreat	\$5,100.00
Total Expenses		\$7,344.66
Income		\$8,695.67
28-Aug	Returned Check from Attorney General	\$20.00
2-Oct	Philanthropic Donation	\$50.00
	Retreat Income	\$155.00
18-Oct	Heidi Stagno – Workshop	\$605.00
	Membership Guest Fees	\$36.00
	Martelli Enterprises – QS Vendor	\$350.00
	Dragon Lady – QS Vendor 50% deposit	\$225.00
Total Income		\$1,656.00
Current Balance		\$10,351.67
DSW Investments		
	DSW Investments	\$16,777.14
	Interest	\$1.07
Grand Total		<u>\$27,129.88</u>

AVQA General Meeting

October 12, 2017

Meeting called to order at 6:38 by President, Cheryl Nieman. She reminded everyone to turn off cell phones and place purses and bags under chairs and to put away chairs away after the meeting. Keep walkways clear.

Minutes: Evelyn Tiede moved to accept the general meetings minutes for September and Betty Putzka seconded. Motion approved.

Treasurer's report: Mary Brewer moved to accept the Treasurer's report for September and Sherry DeLano seconded. Motion approved

FREE TABLE: If you bring an item for the free table, check back at the end of the evening to collect any items left on the table. Make a donation if you feel you get some great items. The funds collected are used to buy gifts for the membership drawings.

Next board meeting is October 17 at 6:30 at Bolts in the Bathtub on Lancaster Blvd.

1st Vice President (Kathy Greene and Carolyn Lundie) Carolyn gave an update of what programs are going on in the next four months. The workshop on this coming Saturday, October 14th is Fantastic Feathers. November 9 is Quilter's College. There will be 5 members teaching but only 4 at a time so those that are teaching can also participate. November 11 is Philanthropic Sew or Open Sew.

2nd Vice President (Sherry Delano) Sherry asked the membership if they wanted a judged or non-judged show in 2018. There was discussion from the membership. At the board meeting they will be discussing the subject of judged or non-judged and if an entrance fee is needed if judged. All are welcome to the board meeting.

Sherry will have a list of all the chairs that are needed at the Quilt show at the next meeting.

Sherry is working with Charming Charlie, a store in the mall, where the guild would receive a percentage of the day's sale as a fund raiser.

Bolts in the Bathtub

**A BERNINA Sewing & Quilting Center
Quilt and Gift Shoppe**

**723 West Lancaster Blvd
Lancaster, CA 93534**

Phone: (661) 945-5541

www.boltsinthebathtub.com

Parliamentarian (Donna Roberts) The review of the By-Laws will be at Donna's home on Monday, October 16th at 6:00 p.m.

Holiday Party (Betty Putzka) The Holiday Party will be at the church on December 14th. The cost is \$25 and it will be barbeque food. She will start collecting funds tonight and November's meeting is the last time to sign up. Bring your cash or check. She also suggested each person bring a dozen of cookies to share. More to come in the newsletter.

Membership (Pat Crook) Members attending totaled 59 and we had 2 new members and 2 visitors. Membership prizes won by Maralyne Ullerich and Sydney Looper.

Retreat (Pat Stauning/ Sylvia Darroch) The fall retreat is sold out. We are still checking out places for the Spring Retreat.

Fat Quarter (Nani Johnson) Kim Soger won the fat quarters and the color for next month is pink.

Philanthropic (Michele Cameron) There were 145 pillowcases and 55 quilts turned in at last month's meeting. Michele gave a breakdown of all that was received and donated to different charities in the Antelope Valley. Look for more information in the newsletter.

Peggy Campbell asked that we donate 24 baby quilts to an organization that helps young single dads with their babies. The quilt would be a gift for Christmas. Quilts are due before December 9th. Yvonne Rodriguez won the prize for the Philanthropic drawing.

Show and Share

Carolyn introduced Heidi Stagno who talked about "Quilt it Modern Style."

Meeting adjourned at 9:00 p.m.

Submitted by Pat Stauning



AVQA Board Meeting August 15, 2017

Meeting called to order.

Attendees: Coral Brown, Sherry DeLano, Donna Roberts, Pat Crook, Nette Louton, Peggy Vachon, Kathy Greene, Cheryl Nieman, and Jamie Harrington.

President (Cheryl Nieman) Motion made to approve the minutes of the Board Meeting by Sherry DeLano. Seconded by Kathy Greene. Motion carried.

1st VP (Kathy Greene/Carolyn Lundie) We had a wonderful workshop and a full class. We are on target for Quilter's College. The next workshop is Open Sew/Philanthropic. We are meeting at Trinity Community Church on Trevor.

2nd VP (Sherry DeLano) Charming Charlie's fundraiser is tentatively scheduled for November 17-19. Go to Charlie's and shop for Christmas. Looking into a lunch fundraiser for the New Year.

Treasurer (Peggy Vachon) Sherry to contact several guilds on how they do their taxes on non-profit organizations. Need to balance an error of \$900 for programs.

Publicity (Jamie Harrington) Need a picture of the opportunity quilt for newspaper article. Sent article.

Friendship Circles (Nette Louton/ Pat Crook) New circle to meet at Harshfield Manor on the first Wednesday of the month at 5:30 p.m. to 8:00 p.m. It is a UFO project group.

Membership (Pat Crook/ Nette Louton) 114 members. Ordered pins.

Parliamentarian (Donna Roberts) Met on by-laws – some changes were made. The proposed changes will be presented at a later date.

Meeting adjourned at 7:15 p.m.

Minutes submitted by Coral Brown, Secretary



Announcements:

Fat Quarter Drawing



At the October meeting, Kim Soger won the purple fat quarters! Kim chose PINK for the next drawing. Please bring your purple **quilt shop quality** fat quarters! Limit is 5 per person.

Hospitality - Food & Beverages

Members with last names starting with **D-H** are kindly asked to bring a snack for the meeting. Little bottles of water are great too!

AVQA Pillowcase Challenge II



There was a wonderful response to our first pillowcase challenge in September. In response to the wildfires in the Bay Area, Bits and Pieces is issuing another challenge to make kids' pillowcases and/or quilts for our fellow Californians who survived the fires but lost their homes. We are trying to find a point of contact in that area. If you know someone who lives near the affected areas and would be able to help us by getting the pillowcases and quilts to a group that will distribute them, please contact Michele Cameron or Kathy Judkins with that information.

Now for the challenge: Please make a pillowcase from kids' print fabrics or bright and cheerful fabrics. Wash, dry and iron it, and bring it to the November meeting.

For inspiration for your pillowcase, see [http://www.allpeoplequilt.com/millionpillowcase.../fr eepatterns/](http://www.allpeoplequilt.com/millionpillowcasepatterns/). Be sure to add your pillowcase to their counter.

Thank you!
Kathy Judkins for Bits and Pieces Friendship Circle

www.avqa.org

Hospitality - Set Up/Take Down

Hospitality needs help with setup and takedown of chairs and tables at the meetings. We ask all guild members to help with the setup and breakdown at the guild meetings. Grab a buddy with a good back, of course, and put out just one table. Help put out some chairs for others and help put them up at the end of the meeting. All help will be appreciated and will make a pleasant meeting for all.

SCCQG Representative

A friendly message from your SCCQG Rep. It is that time of year again for the SCCQG meeting which was held in La Habra. It was a good trip down with no traffic jams, believe it or not. Coming home was a different story. It only took 1½ hours on the road.

The topic was "Out of the Box Fundraisers". Everyone there had to approve new Board members and guess what? When the floor was open for nominations, no one frantically raised their hands. Does that sound familiar? Anyway, the new board and budget were approved.

There was a reminder about updating guild officers, using the event calendar, and future programs. The future program topics will be January 2018 - "Getting and Keeping Memberships," April - "Meet the Teachers," July - "Round Table with Guild Board Members," and October - "Community Outreach and What Other Guilds are Doing for Philanthropic." As usual, anyone who would like to go is invited. January 2019's meeting will be "Nuts and Bolts, How to Run a Meeting Smoothly." Boy, does that sound far away.

Back to "Out of the Box Fundraisers." There are a variety of things a guild can do for a fundraiser. Many guilds have teas, a special guest teacher for a speaker, and home/art studio tours instead of a quilt show. Some guilds have flea markets, garage sales, and boutiques. The main fundraiser for all guilds is their opportunity quilt. It is grand when other guilds help others by letting the guilds' opportunity quilt come to their meetings and/or go to their quilt shows. It shows support. It also helps advertising for the guild's event. Someone asked, "How soon do you start having opportunity quilt tickets for

sale?” Answer: “As soon as possible.” Advertising in social media, flyers, post cards, posters, ads and newspapers are great ways to promote your opportunity quilt. You can post a picture of your opportunity quilt on the SCCQG website three months before the event, and you can put it on the calendar as soon as you have a date. Some guilds are very successful with their other-than- quilt-show fundraisers. Caterers were hired for the tea parties. Some guilds invited food trucks to the event. One event was a “fat quarter game night.” The guild had members’ husbands as the “dealers” with a \$5 buy-in and had raffles such as 50/50 and door prizes throughout the night. Some guilds sold old fabric by the pound at their event. A lot of different ideas went along with baskets, auctions, silent auctions, and quilt shows, but in all, you need member participation, planning, and of course some monies to get the ball rolling.

Vicki Brown, your SCCQG rep.

For more info go to <http://www.sccqg.org/>

Newsletter

Please send newsletter submissions to this email: quiltsnob@hotmail.com. Deadline for next month is

Sunday, 26th of November



The Bobbins discover that quilt batting is a poor substitute for turkey stuffing.

AV Blanketeers

Several of our guild members are accomplished crocheters and knitters and belong to a group called the AV Blanketeers. They were recently featured in the AV Press for a major accomplishment.

They donated 627 little red hats for the American Heart Association, Lost Angeles Chapter for their “Little Hats, Big Hearts” nation-wide project. The AV Blanketeer chapter made the LARGEST donation across the country! Baby hats will be delivered to area hospitals next February for Heart Awareness month.

AVQA members who belong to AV Blanketeers are Coral Brown, Sylvia Darroch, Linda Farrell, Pat Stauning, and Antoinette Pappas. They are always in need of donations of fleece and yarn if you have some looking for a home! Nice job ladies!

Quilt Show Auction

Just a quick reminder that auction items will be needed for next year’s quilt show. Completed items are ideal. Let’s all get started on those auction items now before time catches up to us!

Philanthropic

Philanthropic had a very productive month between the September and October meetings! Antoinette Pappas is our official “Donation Coordinator” who is responsible for dropping off donations with various charities. AND boy was she busy! Here’s a breakdown of the donations:

145 pillowcases and 28 quilts were sent to Texas for Hurricane Harvey relief.

10 shelter quilts were donated to each of these animal shelters: Mojave, Lancaster, and Palmdale.

11 kid’s quilts & 14 fleece blankets went to AV Hospital Women & Children

3 dog/cat quilts went to CARE – a local animal rescue group to help with their fundraising

14 quilts and 50 fleece blankets went to Valley Oasis Women’s Shelter

A grand total of **295** items donated between the September and October meetings!!!

We are hoping for more animal shelter quilts. If you didn't get the handout in last month's newsletter, see page 10 for more details. Please bring the shelter quilts to the November meeting.

In November, there are two opportunities to get together to sew on Philanthropic projects:

On Saturday, 4 Nov, Bits & Pieces will be sewing at Harshfield Terrace at 6709 W. Ave M from 9 a.m. to 3 p.m. Please park in the back. Anyone can join us! All materials will be supplied. If you can't get in the door, call me. Number is in the roster.

On Saturday, 11 Nov, there will not be a guild workshop. Instead there will be Open Sew. Normally there is a \$10 charge for Open Sew, but if you come to work on Philanthropic, there is no fee. It will be at Trinity Community Church on Trevor from 9 a.m. to 3 p.m. Again, all materials will be supplied, and if you don't want to sew, that's okay. We need people to iron, cut, etc. Please join us.

If you can't join us in person, please stop by the Philanthropic table at the guild meeting and pick up a quilt kit or two that you can take home and make.

Michele Cameron
Philanthropic Co-Chair

Quilter's College

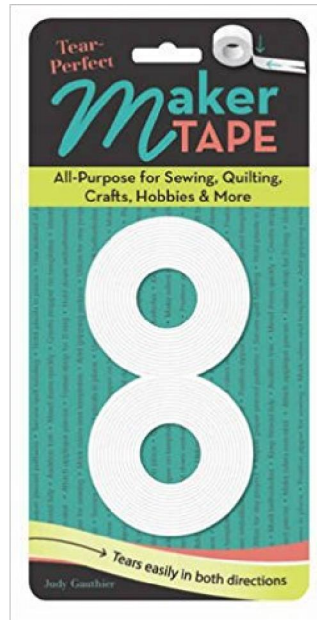


Here is another picture of a technique that will be taught at the November meeting – Quilter's Collage. Ilana Joffe's Disappearing Pinwheels is a class you don't want to miss!

Tip of the Month

Have you heard about Tear-Perfect Maker Tape?? Thank you to Carolyn Lundie for sharing this awesome tip during the Fall retreat.

https://www.youtube.com/watch?v=jM1f_0k_sB8 is a link to a YouTube video on the Tear-Perfect Maker Tape



Some of the neat uses for this maker tape:

1. Put on the bottom of acrylic templates or rulers so your templates won't slip when you are cutting fabric, especially odd shape scraps.
2. It tears on the grid so you can easily tear off a 1/4-inch strip so you can mark a piece of fabric at exactly a 1/4 inch and sew along the edge of the tape.
3. It keeps the fabric from stretching.
4. When you cut a half-square triangle, it has a bias edge. The tape will prevent bias edge stretching, especially if you are putting fabric away for later use.
5. For those of us who are frightened by zippers (like me!), you can put maker tape instead of pins along the zipper which will help guide you to sewing in the zipper.
6. Is easily removed from fabric and leaves no residue.
7. If you want to quilt straight lines 1" apart, you can simply place a strip of maker tape and sew along the tape, remove it and move it over 1" and sew another line. Really makes straight line quilting easy.

Congratulations - Peggy Vachon

AVQA's own Peggy Vachon won First Place at the Nationwide Cherrywood Van Gogh Quilting Challenge. Her awesome quilt (which is just 20"x20"!) will be exhibited at the Houston International show in November and at Road to California show in January. Then it will be off to Paris, France for 4 months!!!!
Congratulations Peggy!

CONGRATULATIONS!



- \$700 Gift Card from Cherrywood
- Prize package from BOHIN France



Margaret Vachon

Lancaster, California

VINCENT


You are invited to a special exhibition of a quilter's vision and interpretation of a collection of the famous Vincent Van Gogh's masterpieces. His works of art come to life as the patrons stroll down the massive corridors and hallways of the venue. Sounds of their feet echo as they shuffle along and then pause to capture a picture or to absorb the feeling that the art has conjured from inside their soul. Shadows dance on the floors and walls and change color to match the artwork displayed. You and the other art lovers have become the art that envelops you.

Free motion machine quilting, machine embroidery, hand stitching



AVQA Shelter Quilt Project

We need everyone's help in making some cool shelter quilts for local animal shelters and rescue groups. We have come up with a couple of simple patterns that primarily use 4.5" squares and 3.5" strips but any pattern will be just fine. The sizes are estimates so if your shelter quilt doesn't come out exactly that is A.O.K.



Shelter Quilt Sizes

- 12" x 18"
- 24" x 24"
- 26" x 18"
- 30" x 22"
- 34" x 22"
- 38" x 22"
- 42" x 26"



Kim Soger made this wonderful shelter quilt!

A **few notes** to keep or at least minimize the animals tearing up their quilts – please no applique, no buttons or other embellishments, no binding (pillowcase the shelter quilts), use cotton batting not polyester, use small stitches on your quilting, no sheets, old towels, old clothes, quilts should be quilted, no tied quilts, and please wash your shelter quilt before turning it in.



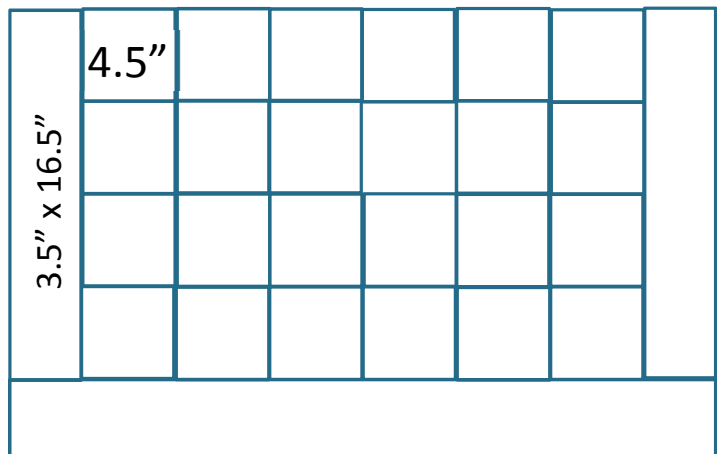
Sharon Hayes made this awesome shelter quilt!

There might seem to be a lot of rules but please don't read anything into these.

The shelter folks are just looking out for the safety of the animals.


Example of 30" x 22" shelter quilt:

3.5" x 30.5"



You can use any pattern - just try to get close to the sizes listed above. A great resource for free shelter quilt patterns <http://www.quiltpatternmagazine.com/program/KennelQuilt/#Patterns>

Each month, we'll feature a quilting website. This month it is "From Marti Michell" website!
https://frommarti.com/info_tips_tricks.shtml/ This website has a lot of information and tips & tricks!





AVQA Guild Meeting

2nd Thursday of each month

Next meeting:
Thursday 9 November 2017
 Doors Open at 6:00 p.m.
 Meeting starts at 6:30 p.m.
 Lancaster United Methodist Church
 918 West Ave J, Lancaster CA

MEMBERSHIP:
 Annual Dues.....\$30.00
 *Receive newsletter by mail & USPS
 then dues are \$35.00
 credit card payments will incur a \$3.00 convenience charge

For changes, please contact Michele Cameron
quiltsnob@hotmail.com.