



AVQA News

Antelope Valley Quilt Association

www.AVQA.org email: info@avqa.org


January 2018

Volume 41 | Issue 7

JANUARY PROGRAM – Mary Tabar - “Working Quilts and Art”



Mary Wood Tabar was born in Hannibal, Missouri where her mother was employed and trained by Singer Sewing Machine Company. Since the age of four she has been working with sewing machines. By six years of age she was doing crewel embroidery and other hand sewing projects. Raised with Midwest working ethics and family values, these qualities helped to foster appreciation, patience and a simple approach to life.



She graduated from Truman State University in Kirksville, Missouri with a Bachelor of Science in Industrial Technology and a minor in Graphic Arts, and later received her Teaching Credential from California State University at San Marcos. She has had a variety of sewing experiences from making Madame Alexander antique doll clothes in New York City to making Renaissance costumes in San Diego for people such as Mick Fleetwood. She lives in San Diego with her husband and two daughters.

Workshop - Snip and Flip Holiday Designs



In this workshop students will learn the design of Notan. They will cut, flip and fuse appliqué squares for machine appliqué. After learning this new technique, students will want to make several of these fast and fun quilts. Students will have the option to make one of Hearts, Stars or Bells and Trees. Freeform border curves are taught in class. Contact Carolyn Lundie for the supply list. This class is nearly full. Please assure your place in the class by contacting Carolyn Lundie or Kathy Greene early. The workshop will be held at Trinity Community Church, 45361 N. Trevor, Lancaster, from 9:00 am to about 3:00 pm on January 13.



Meet the Teacher with Mary Tabar will be at Cali Café (formerly Camille's) at 44140 20th St. West, Lancaster, at 5:00 pm prior to the general meeting on Jan. 11th. We hope to see you there!

Programs Co-Chairs Carolyn Lundie/Kathy Greene

Guild Information

Next Guild Meeting: Thurs, Jan 11, 2018

Location: Lancaster United Methodist Church
918 West Ave J, Lancaster, CA

Time: 6:30 p.m. (doors open at 6:00 p.m.)

Next Board Meeting: Tuesday, Jan 16, 2018

Location: Bolts in the Bathtub
723 W Lancaster Blvd, Lancaster, CA

Time: 6:30 p.m.

Membership Dues: \$30.00, or \$35.00 if newsletter is delivered by both email and USPS.

AVQA 2017-2018 Executive Board Members

President	Cheryl Nieman
1 st VPs	Carolyn Lundie & Kathy Greene
2 nd VP	Sherry DeLano
Secretary	Coral Brown
Treasurer	Peggy Vachon
Parliamentarian	Donna Roberts

AVQA 2017-2018 Committee Chairs

Challenge	VACANT
Door Prizes	VACANT
Fat 1/4 Drawing	Nani Johnson
Friendship Circles	Nette Louton & Pat Crook
Historian	VACANT
Holiday Party	Betty Putzka & Sue Jacobsen
Hospitality	Donna Roberts & Francis Harig
Librarian	Corine Cudney
Membership	Pat Crook/Sue Jacobsen
Newsletter	Michele Cameron
Opp Quilt Design	VACANT
Opp Quilt Promo	VACANT
Philanthropic	Michele Cameron & Coral Brown
Publicity	Jamie Harrington
Retreats	Sylvia Darroch & Pat Stauning
Scholarship	VACANT
SCCQG Rep	Vicki Brown
Square	Kathy Greene
Sunshine	Debbie Cowles
Travel	Sylvia Darroch
Veterans Quilts	VACANT
Web Site	Carol Macke

Advertisers! Place an ad in our newsletter and watch your business grow! The AVQA News is delivered to members, guilds, and shops throughout the entire Southern CA area during the first week of the month! Contact Michele Cameron at quiltsnob@hotmail.com.

Advertising Fees for the AVQA News:

Full Page Ad: \$40.00 per month

Half Page Ad: \$20.00 per month


Quarter Page Ad: \$10.00 per month (or 6 mos for \$50)

Business Card Size ad: \$7.50 / month (or 6 mos for \$30)

I Heart Quilts Machine Quilting Service



Lisa Shaff
(661) 902-9231



7 – Becky Gockel	20 – Kathy Judkins
10 – Harriet Spann	26 – Frances Harig
14 – Maralyne Ullerich	28 – Dixie Bahr
19 – Elaine Browne	30 – Fran Christensen
20 – Corine Cudney	31 – Sandie Lane

*If we've missed your birthday, please let the Membership Chair know, and have a great birthday!!!

www.avqa.org

President's Message

Hello Fellow Quilters,

As I sit down to write this newsletter submission, I hope each and everyone has a happy and healthy New Year. May we each enjoy learning and giving to the community this coming year. I hope each of you received some fun and new quilting items for the holidays. I also want to thank Betty, Sue, and committee for a fun holiday party. The food was yummy, and so were the games.

I need the meeting to run smoother and be shorter, especially when we have a speaker. If you want to get up and speak at the meeting, you need to let Coral Brown know ahead of time. She is our secretary, and she will make the agenda for the meeting. If you are not on the agenda, you will not be able to speak. I am also asking if you are on the agenda and you speak, please keep it short. After all, we come to hear the speaker, so let us take care of business so we can get to the speaker faster. I appreciate your attention to this matter. The last favor I am going to ask, and this is a big one, is when we are up there running the meeting, can we keep the talking to a minimum. Free fat quarter to the first person who lets me know you saw this. It is distracting to those who want to listen. Some of you speak rather loudly, and after all I am miked. The room is rather dead as far as acoustics go. So please be polite during the meeting. You can visit during the break.

We have had quite a few new members sign up recently. Please be sure to make them feel welcome. Our wonderful membership co-chairs, Pat and Sue, are doing a fantastic job. If you are interested in joining a friendship group, please speak to Pat Crook.

One more thing: We have a beautiful opportunity quilt donated by the very talented Peggy Vachon. I need a person or group to be responsible for taking the quilt around to promote it. We need to start selling tickets now. The quilt is not only a fundraiser, but it helps promote our group. Please, if you are interested, speak to me.

We need to fill board positions next year. If you plan to run, let Donna Roberts know. Our by-laws state that officers have two-year term limits. This is my second year, so someone else needs to take over. Thank you again for your support and help.

Yours in quilting, Cheryl Nieman



Road to California
Quilter's Conference and Showcase
January 18-21, 2018
Ontario, California

UPCOMING PROGRAMS

January 11	Mary Tabor – Working Quilts & Art
January 13	Workshop – Snip and Clip Holiday Designs
February 11	Erica Plank – Show and Tell
February 13	Workshop - Cathedral Window Block
March 8	Linda Rassmussen
March 10	Workshop – Quilt Show Quality Binding
April 12	Tiffany Hayes
May 10	Quilt Show Prep

Bolts in the Bathtub

**A BERNINA Sewing & Quilting Center
Quilt and Gift Shoppe**

**723 West Lancaster Blvd
Lancaster, CA 93534**

Phone: (661) 945-5541

www.boltsinthebathtub.com

Announcements:

Fat Quarter Drawing



At the November meeting, Fran Christensen won the pink fat quarters! Fran chose POLKA DOTS for the January drawing. Please bring your polka dot **quilt shop quality** fat quarters! Limit is 5 per person.

Hospitality - Food & Beverages

Members with last names starting with **I - O** are kindly asked to bring a snack for the meeting. Little bottles of water are great too!

Newsletter

Please send newsletter submissions to this email: quiltsnob@hotmail.com. Deadline for next month is

Saturday, 27th of January

Parliamentarian - By-Law Changes

The proposed by-law changes were included with the December newsletter and will be included with the January newsletter also. Voting on the proposed changes will occur at the February meeting.

Philanthropic

Despite taking a bit of a break from Philanthropic efforts during December, the guild still managed to donate shelter quilts to the Lancaster animal shelter and to fire victims from the large Thomas fire in the Ventura/Santa Barbara area. A total of 16 quilts and 7 fleece baby blankets finished with crochet were donated to the Super Buzzy quilt shop in Ventura. We would like to continue to support the fire victims as many, many people lost their homes and are still displaced. Please bring donation items to the January meeting and we will put them to good use.

Here is the message from SuperBuzzy Quilt Shop on what they are looking for.

Bed-size quilts: Please send completed quilts in twin, full, queen, and king sizes in any design.

Quilt tops: If you have a completed quilt top, but don't have the time to complete it, we will help to get it finished and distributed to someone in need.

Quilt Blocks: In conjunction with the Ventura Modern Quilt Guild, we are accepting donations of the Perkiomen Valley

Block: <http://www.venturamodernquiltguild.com/2017/12/11/thomas-fire-blocks/>

Ventura Modern Quilt Guild members will work to assemble the blocks into completed quilts. We invite other quilt guilds to donate individual blocks, or to work collaboratively to create quilt tops and/or completed quilts. For quilts made from the Perkiomen Valley Blocks, we are asking for a 72" x 84" finished quilt (42 blocks total per quilt).

Pre-Cut Fabric: The Perkiomen Valley Block uses 5" fabric squares. If you are unable to sew blocks, but you have 5" or 10" charm packs or squares of quilt shop quality fabric to donate, we will gladly accept them and assemble them into quilt tops. You can do this 2 ways: send your own charm packs or squares, or purchase a charm pack or layer cake through our website for the Thomas Fire relief quilts.

Quilt Backing: We will need large cuts of fabric to back the unfinished quilts. Please send quilt shop quality fabrics in cuts of 4 yards or larger for quilt backs. Extra-wide fabrics (108" wide fabric) are high on the wish list!

Batting: We will need batting for the unfinished quilts. Please send bed size (twin, full, queen and/or king) batting to help us complete the quilts.

Thread: We will need a lot of thread to piece and quilt these quilts, and we welcome donations of good quality, new cotton thread in 40 or 50 weight.

Pillowcases: please send standard size pillowcases for children and adults. The Roll It Up pattern and tutorial <http://www.allpeoplequilt.com/millionpillowcases/instructions/RollItUp.pdf> is quick and fun to make.

Also, we are still pursuing our goal of making pillowcases for the senior citizen residents at Harshfield Terrace. Pillowcase donations are accepted. There will also be plenty of pillowcase kits available at the January meeting.

Philanthropic had a very successful first half of the guild year, and we hope that the last half will be even more successful. If you haven't yet contributed, please consider doing so, and if you've already contributed – thank you so very much!!!

Anyone wanting to help with Philanthropic is welcome to join Bits & Pieces Friendship Circle for Saturday Sewing on January 6th from 9:00 a.m. to 3:00 p.m. at Harshfield Terrace. They will be meeting there the first Saturday of each month if you can't make it in January.

Michele & Coral
Philanthropic Junkies

Philanthropic – Tax Receipts

If anyone who has donated to the guild's philanthropic efforts would like a tax receipt for 2017, please see Michele Cameron before guild meetings or during break or send her an e-mail.

Tip of the Month

How to Maintain Your Sewing Machine

source: <https://blog.colettehq.com/tutorials/sewing-machine-maintenance>

Day to Day

Use your cover – prevent dust, lint, dirt, and pet's fur from infiltrating your machine by covering it when not in use.

Troubleshooting*

Tension:

- Poor thread tension often comes from an incorrectly inserted needle. Machine needles have a flat side that should always face the back of the sewing machine.

- Check that the bobbin is wound correctly. It shouldn't have any loose threads or loops sticking out. Always use an empty bobbin.

* More troubleshooting tips can be found at <https://blog.colettehq.com/tutorials/basic-maintenance-tension-skipped-stitches>

Change Your Needle

Suggestions vary from every 8 hours to whenever you complete a project. Also you might want to change your needle to match the weave and weight of your fabric.



Clean Your Machine


You should consistently clean your machine yourself after every extensive sewing project.

Step 1: Raise the presser foot to loose tension springs, then run folded piece of muslin between tension discs to dislodge lint and loose threads.

Step 2: Remove throat plate, bobbin, and bobbin case.

Step 3: Use small lint brush to dust under the feed dogs and around the bobbin area.

Step 4: Spray tension discs, under feed dogs, and around bobbin areas with compressed air to remove any excess lint and thread. Avoid introducing any moisture into your machine by holding the compressed air can at least 4 inches away.



You will also want to spray with the nozzle angled away from the parts you are cleaning, so as to blow lint out rather than further into the machine.

Why not just blow with your own breath? Your breath contains moisture and will eventually cause erosion damage to your machine.

A Note on Canned Air: “Compressed” or “canned” air is actually fluorocarbon gases that are compressed into liquids. These gases are ozone safe but are potential greenhouse gases.

When using these products, you may notice the can become quite cold if used for an extensive cleaning. At this point, less gas is produced. Set the can aside and wait for it to return to room temperature.

Step 5: Follow your sewing machine’s guide to oiling your machine.

Professional Servicing - Annually

A good service person adjusts tension and timing during regular service, as well as cleaning areas of the machine that you cannot reach without taking the machine completely apart.





Next Meeting
Thursday 11 January 2018
 Doors Open at 6:00 p.m.
 Meeting starts at 6:30 p.m.
 Lancaster United Methodist Church
 918 West Ave J, Lancaster CA

MEMBERSHIP:
 Annual Dues.....\$30.00
 *Receive newsletter by mail & USPS
 then dues are \$35.00
 credit card payments will incur a \$3.00 convenience charge

For changes, please contact Michele Cameron
quiltsnob@hotmail.com.